Forté
More Women Leading

MEET THE CLASS OF 2028 FORTÉ *fellows*

Who they were before business school

1,542
Forté Fellows in the 2026 cohort

60
Forté partner business schools

655
Undergraduate institutions

74
Countries of citizenship

Forté Fellows are individuals earning an MBA at a Forté partner business school with the support of a Forté Fellowship. This profile describes the class starting business school in the fall of 2026: their educational backgrounds, their pre-MBA careers, and where they come from.

WHERE THEY STUDIED

Undergraduate institutions and majors

Forté Fellows earned their undergraduate degrees from a wide variety of schools. While there's not a top "feeder" school for MBAs, we've highlighted the 10 schools most represented among this year's class.

655 Undergraduate Institutions

The most-represented school, University of California at Los Angeles, only accounts for 1.64% of the class.

MOST REPRESENTED UNDERGRADUATE INSTITUTIONS

1. University of California at Los Angeles
2. New York University
3. University of Michigan/Ann Arbor
4. Boston University
5. Cornell University
6. University of California at Berkeley
7. University of Delhi
8. University of Southern California
9. Rutgers, The State University of New Jersey
10. University of Texas at Austin

WHAT THEY MAJORED IN



WHERE THEY WORKED

Industries, functions and employers before the MBA

7.3
Years of work experience on average

6
Years at the median

68%
Have between three and eight years of experience

13.7%
Bring 12 or more years of experience

INDUSTRIES THEY CAME FROM

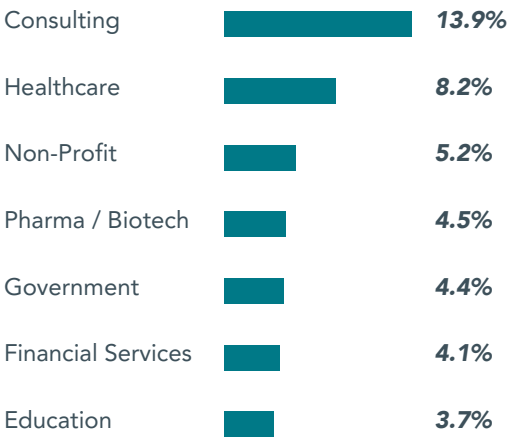

WHAT THEY DID THERE

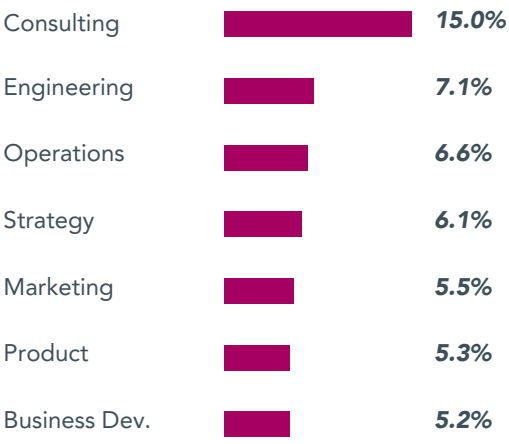

MOST COMMON PRE-MBA EMPLOYERS

- Deloitte
- Accenture
- EY
- PwC
- Boston Consulting Group
- JPMorgan Chase
- McKinsey & Company
- Amazon
- Bank of America
- Goldman Sachs
- U.S. Army
- Procter & Gamble

No single employer accounts for more than 2% of the class.
The twelve firms above together account for 128 Fellows, about 8% of the class.

WHERE THEY'RE FROM

Citizenship by world region

Fellows hold citizenship in 74 countries. 47% are citizens of a country other than the United States.

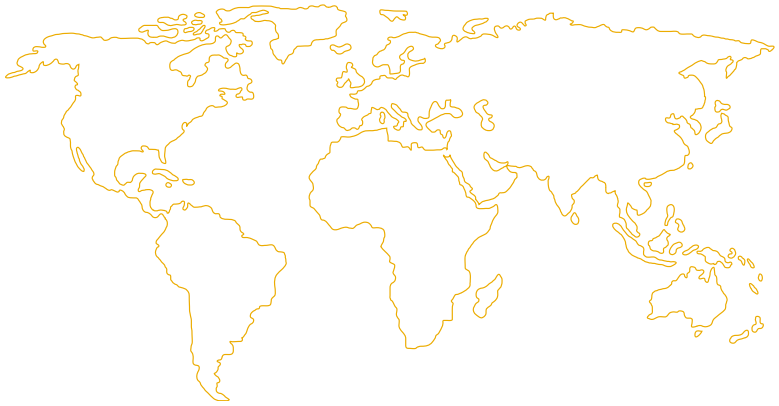

BY WORLD REGION

North America	58.7%
South Asia	13.3%
East & Southeast Asia	11.5%
Latin America & Caribbean	6.5%
Europe	4.5%
Africa	4.1%
Middle East	0.6%
Oceania	0.5%
Central Asia	0.2%

MOST REPRESENTED COUNTRIES OF CITIZENSHIP

United States	*India*	*Canada*	*China*
Peru	*Taiwan*	*Nigeria*	*Brazil*

ACADEMIC PROFILE

GMAT FOCUS

655	655
mean	median

GMAT 200-800

708	710
mean	median

GRE VERBAL

160	161
mean	median

GRE QUANTITATIVE

161	162
mean	median

MBA PROGRAM TYPE

65.0%
Full-time, two-year

14.9%
Full-time, one-year

20.0%
All other program types